



GUIDE FOR EXCHANGE STUDENTS
AT JAPAN WOMEN'S UNIVERSITY
TOKYO, JAPAN

日本女子大学 交換留学生ガイド

2025-2026 Program

INTRODUCTION TO JAPAN WOMEN'S UNIVERSITY

Japan Women's University began in 1901 as the first women's higher educational institution in Japan.

Number of Students:

Undergraduate 6,200 / Graduate 260

15 departments in 7 faculties:

- ① Faculty of Human Sciences and Design
- ② Faculty of Humanities
- ③ Faculty of Science
- ④ Faculty of Integrated Arts & Social Sciences
- ⑤ Faculty of Transcultural Studies
- ⑥ Faculty of Architectural Design
- ⑦ Faculty of Food and Nutritional Sciences

With 18 divisions in 5 graduate schools

Japan Women's University accepts transgender students (female) from April 2024 and male exchange students from September 2025.



FACULTIES INTRODUCTION

[Click here for more informations.](#)

Faculty of Human Sciences and Design

Department of Child Studies (児童学科)
 Department of Food and Nutrition (食物学科)
 Department of Clothing (被服学科)
 Department of Social and Family Economy (家政経済学科)

Department of Architecture and Design (建築デザイン学科)

Faculty of Architecture and Design

Faculty of Food and Nutritional Sciences (April 2025~)

Department of Food Science (食科学科)
 Department of Nutritional Science (栄養学科)

Department of Japanese (日本文学科) ※
 Department of English (英文学科)
 Department of History (史学科) ※

※The Department of Japanese will become the Department of Japanese Language and Literature.
 The Department of History will become the Department of History and Culture.
 These changes will be effective from April 2026.

Faculty of Humanities

* Exchange students are not bound to the department. They can take any courses from all of the 15 departments.

FACULTIES INTRODUCTION

[Click here for more informations.](#)

Faculty of Integrated Arts & Social Sciences

Department of Studies on Contemporary Society (現代社会学科)
Department of Social Welfare (社会福祉学科)
Department of Education (教育学科)
Department of Psychology (心理学科)

Department of Transcultural Studies (国際文化学科)

Faculty of Transcultural Studies

Faculty of Science


Department of Mathematics, Physics and Computer Science
(数物情報科学科)
Department of Chemical and Biological Sciences
(化学生命科学科)

* Exchange students are not bound to the department. They can take any courses from all of the 15 departments.

LOCATION OF JAPAN WOMEN'S UNIVERSITY

Japan Women's University is located in the Center of Tokyo.

→Very convenient for sightseeing & entertainment !



目白 Mejiro



池袋 Ikebukuro



新宿 Shinjuku



高田馬場 Takadanobaba

秋葉原 Akihabara

東京 Tokyo Station



PROGRAM CALENDAR

	Semester	Duration
One Year	Fall/Winter/Spring	Mid-September 2025 ~ End of July 2026
	Fall Semester	Mid-September 2025~ End of January 2026
Half Year	Winter Intensive + Spring Semester	Early February 2026~ Early March 2026 + Early April 2026~ End of July 2026

* If students have any concerns regarding their academic schedule at their home institution, Please feel free to contact us.

THE OBJECTIVES AND FEATURES OF THE PROGRAM

- Students recommended by partner universities will be accepted after selection and approval.
- 【① For students learning intermediate or upper intermediate Japanese】
 - According to their Japanese level, exchange students will take 3 Japanese courses: oral expression(2 classes), writing(2 classes), and vocabulary(1 class).
 - Depending on their language ability and needs, they are required to register for at least 3 additional classes, either in Japanese or English with Japanese students.
 - Additionally, they can take a 5-week intensive Japanese language course in February and March.
 - They are encouraged to aim for JLPT N3 or N2 by the time they return home.
- ※If student's Japanese language proficiency is at an advanced level, she/he will be exempted from the Winter Intensive Course.
- 【② For students taking courses in their major taught in English※】
 - They are required to register for 6 or more classes per week. If they prefer, they can also take an elementary Japanese course (4 classes).
- ※In this case, since the number of faculties accepting students is limited, prior consultation with the International Office is required.

CURRICULUM FOR EXCHANGE STUDENTS

(① For students learning Intermediate or Upper Intermediate Japanese)

1. Japanese Language Study

- ① The intermediate course is suitable for students who have already completed 2 years of Japanese language study at the time of program participation and are aiming for N3
- ② The upper intermediate course covers up to the N2 level of the JLPT.
- ③ Exchange students wishing to study in advanced N2 to N1 level classes can take courses for degree-seeking international students.

* We will recommend you an appropriate class based on your Japanese placement score just before your arrival.

CREDITS FOR JAPANESE LANGUAGE COURSE

(① For students learning Intermediate or Upper Intermediate Japanese)

Fall/ Spring Semester

- The Japanese language courses have **5 morning classes** per week.
- After completion, exchange students receive **10 credits** for each fall and spring semester.
- The Total class time for each semester is **6,750 minutes (112 hours)**.

Winter Intensive Japanese Course

- The **5-credit** winter intensive course is a **5-week course** from early February to early March.
- Total class time is **3,375 minutes (57.0 hours)**

CURRICULUM FOR EXCHANGE STUDENTS

(② For students majoring in Architectural Design and taking courses taught in English)

1. Faculty of Architecture and Design (Fall Semester Only)

- Architectural Design III
- Housing and Architecture Studies
- Self-Building Public
- Sustainable Society and Architecture Design

In addition, there is a list of unpaid internships at architectural design firms. Students interested in internships may apply.

Elementary level Japanese course is also available.

OTHER COURSES

2. Courses conducted in Japanese*

- Seminars & Lectures
- Physical Education Courses
- Language Courses

Examples:

- ✓ Japanese Tourism and Culture (日本観光文化論)
- ✓ Practice in Clothing formation (衣造形実習)
- ✓ Culinary Practice (調理実習)
- ✓ Physical Exercises (身体運動)

3. Courses conducted in English

Examples:

- ✓ Social and International relations of Japan (日本研究 1)
- ✓ Introduction to Japanese Culture and Society (日本研究 2)
- ✓ Topics in comparative Literature (比較文学特論)
- ✓ Sweden, in terms of SDGs (SDGsから見たスウェーデン)
- ✓ Information Science in English (情報科学を英語で学ぶ)

STUDENT LIFE

“What can we do at JWU ? ”

- ✓ **Club Activities with Japanese students**

e.g. Sado (茶道) , Kendo (剣道) , Dance (ダンス) ,etc

- ✓ **Volunteer Activities**

e.g. At affiliated elementary school

- ✓ **Events and Excursions**

e.g. Welcome Party; Excursion to local areas, Asakusa and Kamakura; Bunraku(文楽) & Kabuki (歌舞伎) Tours, etc.



STUDY BUDDY PROGRAM (TUTOR)

At Japan Women's University, We provide Study Buddy program for all exchange students. Tutors will help exchange students through their whole exchange program.

The support includes:

- Pick-up service on arrival in Japan
- Assistance with class registration procedures
- Introduction to JWU facilities and services
- Language exchange



ACCOMMODATION

University Dormitory

Only for female students

- On Campus
(5 minutes by walk)



- ❑ Single Room
- ❑ Shared kitchen, toilet and bathroom
- ❑ Meals Provided : Breakfast and dinner Mon. ~Fri. Breakfast on Sat. No meals on Sun, National Holidays, and Feb. to Mar.
- ❑ Need to leave the dormitory from the end of the year to the beginning of the year and at the end of March.
- ❑ Free Wifi
- ❑ No Alcohol, No Smoking

**Dormitory & Meal fees: approximately
US \$ 540 (80,000yen) per month**

Share House

- Off Campus
(3 minutes by walk)



- ❑ Single Room
- ❑ Shared kitchen, toilet and bathroom
- ❑ Meal subsidy available:
25,000 yen/month
- ❑ 40,000 yen move-in fee supported by JWU
- ❑ Free Wifi
- ❑ No Smoking
- ❑ Interact with international students from various countries

**Share House fee: approximately
US \$ 574 (85,000yen) per month**

Homestay

- Off Campus
(up to 1 hour by train)



- ❑ Single Room
- ❑ Shared kitchen, toilet and bathroom
- ❑ Meals Provided :
Breakfast and dinner Mon.~Sun.
- ❑ Free Wifi

**Homestay fee: approximately
US \$ 439 (65,000yen) per month
+commuter pass**

Reference: US\$1=148yen

ACCOMMODATION

University Dormitory

Only for female students

Advantages

- ✓ Very near from JWU
- ✓ Exchange students can communicate daily with Japanese students.

Disadvantages

- ✓ The rules are strict
 - 24:00 o'clock curfew
 - Need to submit a Overnight leave request in advance to be allowed to stay out.), etc.

Share House

Advantages

- ✓ Very near from JWU
- ✓ Exchange students can communicate daily with international students from other university
- ✓ More flexible than JWU dorm

Disadvantages

- ✓ The room is small.

Homestay

Advantages

- ✓ Able to experience the native Japanese family life
- ✓ Daily native Japanese conversation

Disadvantages

- ✓ Must respect the family's rules, including a possible curfew.
- ✓ Transportation can be complex (Depend on the location of the accommodation).

UNIVERSITY FACILITIES



ANNUAL CALAENDAR



September

- Arrive in Japan
- Orientation, Course Registration
- Welcome Party
- Fall Semester Begins
- Visit to Life Safety Learning Center (Tentative)




October

- Mejiro Festival (University Festival)
- Presentation about your university
- Day trip to Asakusa with Japanese Students



November


- Tea ceremony lesson



December

- Year End party
- Bunraku Tour
- Winter Vacation starts

ANNUAL CALAENDAR

	January	<ul style="list-style-type: none">• Classes Begin• Fall Semester Ends• Final Exams
	February	<ul style="list-style-type: none">• Winter Intensive Course Begins
	March	<ul style="list-style-type: none">• Winter Intensive Course Ends• Filed trip to local areas
	April	<ul style="list-style-type: none">• Spring Semester Begins• Orientation, Course Registration

ANNUAL CALAENDAR

	<p>May</p>	<ul style="list-style-type: none"> • Golden Week Holiday
	<p>June</p>	<ul style="list-style-type: none"> • Kabuki Tour
	<p>July</p>	<ul style="list-style-type: none"> • Party with JWU alumnae • Spring Semester Ends • Final Exam • Return Orientation • Farewell Party • Program Ends
	<p>August</p>	<ul style="list-style-type: none"> • Return to Home institute Country

APPLICATION DEADLINE & NOTIFICATION OF ADMISSIONS DECISION

		Nomination Deadline	Application Deadline	Notification of Admissions Decision
One Year (Fall+ Winter+ Spring)		March 31, 2025	April 20, 2025	End of May, 2025
Half Year	Fall Semester Only	March 31, 2025	April 20, 2025	End of May, 2025
	Winter Intensive + Spring Semester	July 31, 2025	September 1, 2025	End of October, 2025
	Spring Semester Only	September 30, 2025	November 1, 2025	End of December, 2025

CONTACT INFORMATION

International Office Japan Women's University

2-8-1 Mejirodai, Bunkyo-ku, Tokyo
112-8681, Japan

Tel: +81-3-5981-3352

Fax: +81-3-5981-3353

Email: n-abroad@atlas.jwu.ac.jp

